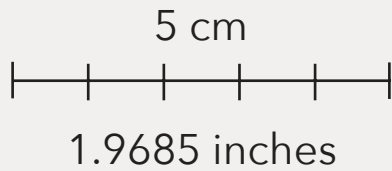


RING SIZE CHART


Print ring chart size. Check with a ruler if scale is correct to make sure that you are printing is at the standard.



How can you measure your ring size?


If you already have a ring of the required size, place it on top of any of these circles.

The size of your ring is where the black circle sits snugly around the inner circumference of the ring.




50

Ø 15,9 mm




52

Ø 16,6 mm




54

Ø 17,2 mm



56

Ø 17,8 mm

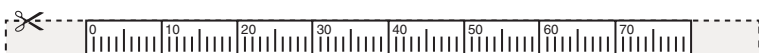


58

Ø 18,5 mm

RING RULER SIZE TO CUT

(width: 5 mm / length: 80 mm)



BRACELET RULER SIZE TO CUT (width: 1 cm / length: 24 cm)

The indicated sizes can vary according type of bracelets shapes

